


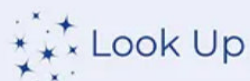
Look Up

NZ's Observatory dome specialist


Helping astronomy enthusiasts, businesses and our education sector New Zealand wide

Contact us

info@lookupdomes.co.nz
021 029 75472



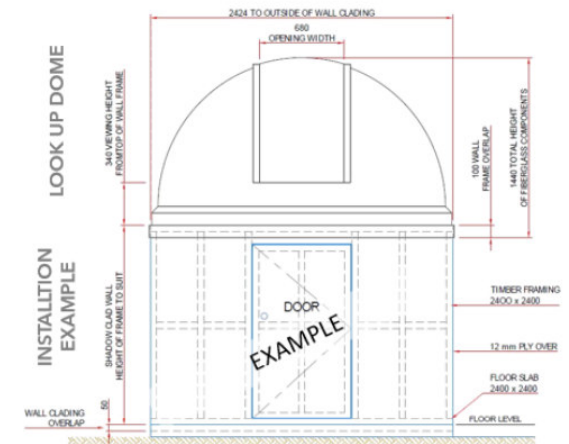
Look Up Dome Specifications



Fibreglass is made to withstand NZs ever changing weather. Benefits of Fibreglass include:
Lightweight & long-lasting
UV protection
Dew protection

The layering of the Domes are as follows:
Gel Coat (colours available are white, grey. Can be amended on request)
Fibreglass
Reinforcement
Fibreglass
Gel Coat (colour recommended (inside the LU Dome – Black. Can be amended on request)

Look Up Dome Dimensions



The Look Up Dome is placed on a unique and waterproof base ring design which enables the dome to be fitted to any square opening 2.42metres (2420mm) across.

This allows for easy adaptation of an existing observatory building. For a new building, the system is specifically designed to use standard size wall cladding.

New features of the Look Up Dome include a solar powered dome ventilator, stainless steel shutter rollers, powder-coated aluminium shutter rails and stainless steel fastenings throughout.

Installation can be completed on any opening because of its waterproof design. From standard stand-alone wooden walls and fitted out containers through to house renovations and new build projects.